
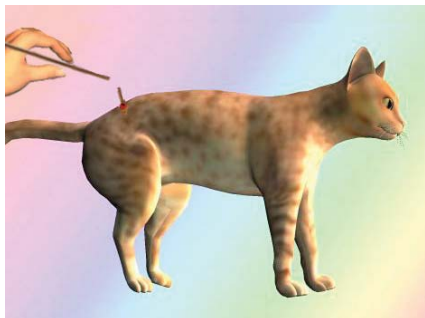


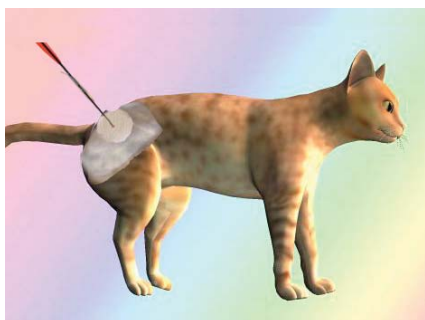
## Arrow Wound



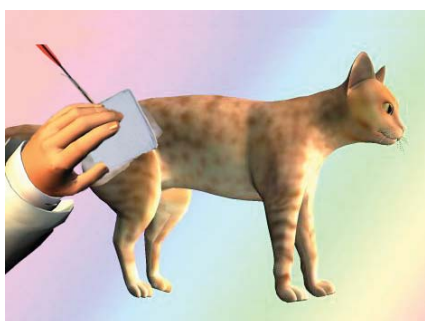
**1** You will have to restrain your cat by having a second person grasp the cat by the scruff with one hand and by the hind feet with the other and gently hold her down on a table




**2** If the arrow is made out of wood then cut off the shaft of the arrow leaving a couple inches exposed out of the skin




**3** If it's not wood then wrap a clean towel or bubble wrap around the base of the shaft where it enters the skin and bind it with plastic wrap around the cat's body



**4** If there is bleeding apply a clean cloth or gauze on the wound and apply direct pressure



**5** Transport your cat to the nearest vet carefully making sure that there is no jiggling as the arrow can cause more injury internally



**6** Treat if signs of shock. Cover with a WARM blanket if COLD. Apply cold compresses to the chest and abdomen if HOT



DO NOT remove the arrow



Shock can kill a pet within 10 to 20 minutes



Transport the cat in a box or pet carrier



Signs of shock may include weakness, collapse, pale or grey colored gums, irregular breathing, high heart rate, weak pulse and body temperature changes (e.g. very cold or very hot)