


Chemical Burn - Pads



1 Spray her feet or soak her feet with cool water for 20 min



2 Wash the pad with Betadine soap and water and pat the paw dry




3 Apply some Neosporin to the pad



4 Place a clean pad over the burn



5 Use a roll of gauze and fold it half and wrap the paw starting at the top of the foot down over the front of the paw and then under the toes








6 Wrap another piece of gauze around the paw starting at the toes and moving upward until it covers the first strip of gauze



7 Slip a sock over the bandage to keep it dry and prevent your cat from licking it



8 Call your vet to have your cat checked out

-  Make sure to spray the water away from the rest of her body
-  DO NOT use hot water because it will cause the increase of absorption of the chemical
-  DO NOT use cold water because it can cause hypothermia
-  Keep your cat from licking her paw and thus licking the chemical
-  Avoid any ointments as they will just trap the chemicals