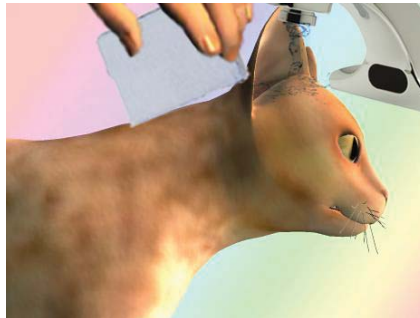


## Fly Bites



1

Take a washcloth soaked in warm water and hold it by your cat's sore ear to soften any scab and crusty material and within 2-3 min wipe it away once it softens up









2

After the crusty material is gone clean the area with plain warm water with a gauze pad



3

Apply some Neosporin in thick layers to the area to soothe the inflammation and prevent infection several times a day

-  Be advised that the material may not soften for 2-3 min to be wiped away
-  Make sure to reapply the Neosporin as your cat will rub her ear against things and will wipe some of the Neosporin off
-  The ears may leak and crust up from the bite location even without any further biting so keep the sores clean by wiping the excess crust once a day
-  Utilize a product like Pet-Guard gel to repel flies off your cat in the future
-  Make sure to keep your yard clean from any grass clippings, seaweed along beaches, wet haystacks, and feces as flies like to lay their eggs in these places
-  If keeping your cat indoors is not an option, consider using a pet product to repel flies. Some veterinary flea control products also control biting flies. Ask your vet.