

Frostbite



1

Check if your cat is breathing. If not breathing, begin artificial respiration by closing your cat's mouth with one hand and gently breathe into your cat's nostrils.



2

Administer 10-20 breaths per minute for small cats. With each breath, one should see the chest slightly rise. Avoid breathing too hard or over-inflating the lungs.




3

Keep breathing for your cat until he/she is able to breathe on its own or until veterinary help is available.



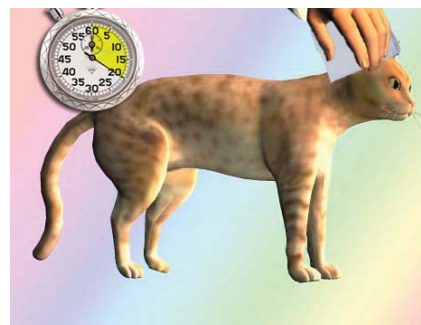
4

Warm your cat. Remove from cold environment and into warm environment with shelter and/or heating.



5

If your cat's body temperature is normal, you can help thaw the frostbitten area by dunking them in lukewarm water (not hot) for 20 min.



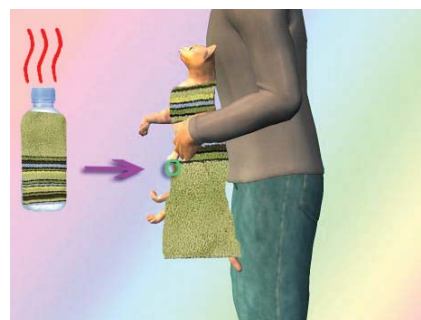
6

If the frostbitten area is on the ear tips or scrotum then you can warm them by wetting a cloth with lukewarm water and while leaving it dripping wet hold it against the affected skin for 20 min




7

Exchange the cloth for a new warm one every few min



8

Wrap cat in warm towels. Vigorously rub your pet's body & limbs. Apply hot water bottles wrapped in a towel to your cat's belly.



9

Consult your vet the same day



DO NOT rub the frostbitten area, if placing a cloth on the area gently hold it against the skin and prevent any rubbing



Make sure the wet cloth is ONLY on the frostbitten areas and not covering any other area as you don't want her to get wet anywhere else



After rewarming you may notice small areas of skin will be very red immediately



Transport your pet to the nearest vet hospital in the car with heat on high