

Hypoglycemia - Low Blood Sugar



1 In mild cases of low blood sugar (e.g. weakness or lethargic), give your cat something to eat like a couple of tablespoons of canned food. (Only do this if your cat is still standing and able to eat and swallow normally.)



2 In severe cases such as collapse, extreme lethargy, shaking, rub 1-2 drops of Karo Syrup or honey on your pet's gums and seek immediate veterinary attention.



3 If your cat is going into shock, cover her with a blanket and a hot water bottle to keep her warm.



4 If your pet is non-responsive and has stopped breathing, be prepared to give artificial respiration by closing your cat's mouth with one or two hands and gently breathe into your cat's nostrils.



5 Administer 10-20 breaths per minute for cats. With each breath, one should see the chest slightly rise. Avoid breathing too hard or over-inflating the chest.








6 Keep breathing for your cat until she is able to breathe on its own or until veterinary help is available.



7 Check that your cat's heart is still beating by feeling for the heart on your cat's chest and/or feeling for your cat's pulse. (The pulse is easily felt in the femoral artery located on the inside of the thigh.)



8 If no pulse or heart beat is felt, begin CPR immediately while someone drives you and your cat to the animal hospital

-  Provide plain water before sugar syrup to make sure that your cat can swallow it
-  If your cat can not lap up the sugar syrup you can rub it on her gums and lips
-  Make sure to call your vet immediately
-  Take care not to get bitten if applying Karo Syrup or Honey to an animal that is having a seizure
-  Signs of shock may include weakness, collapse, pale or grey colored gums, irregular breathing, high heart rate, weak pulse and body temperature changes (e.g. very cold or very hot).