

## Knocked Out Tooth



1

Take the tooth and place it in a glass with a small amount of milk to keep it moist and protect the tissue



2

Rinse her mouth with cold water from a hose or provide shaved ice









3

Provide soft foods like meat baby foods or use a food processor to create a gruel with chicken broth or water and commercial food



4

See a vet if needed to aid the sore or replace the tooth if possible

-  DO NOT give ice cubes as chewing it can cause further tooth chipping
-  DO NOT use human toothpaste as the fluoride can damage a cat's liver
-  DO NOT use Anbesol as it is toxic to cats
-  Use toothpaste designed for cats and brush your cat's teeth at least three times a week to prevent dental disease. (Daily toothbrushing is ideal.)
-  Most vets will not be able to replace the tooth unless you go to a veterinary dental specialist who might be able to save and put the tooth back
-  Save the tooth so your vet can examine it and see whether there might still be some tooth left remaining in the mouth