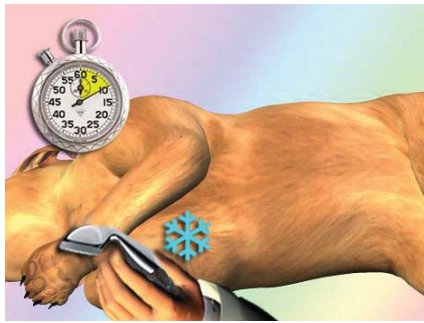


Pad Tar Burns



1 Spray her feet or soak her feet with cold water for 5 - 10 min



2 Coat the pad with peanut butter and wipe off the tar




3 Wash the pad with Betadine soap and water and pat the paw dry




4 Apply some Neosporin to the pad to decrease healing time



5 Place a clean pad over the burn



6 Use a roll of gauze and fold it half and wrap the paw starting at the top of the foot down over the front of the paw and then under the toes



7 Wrap another piece of gauze around the paw starting at the toes and moving upward until it covers the first strip of gauze



8 Slip a sock over the bandage to keep it dry and prevent your cat from licking it



9 Call your vet if needed



DO NOT apply any ointment with hydrocortisone



DO NOT put on the bandage too tightly



The oil in peanut butter will remove tar and asphalt



Make sure the bandage can breath, so tape it at the top and not all over the bandage



You should be able to stick a pen in between the foot and the wrapping otherwise it is too tight