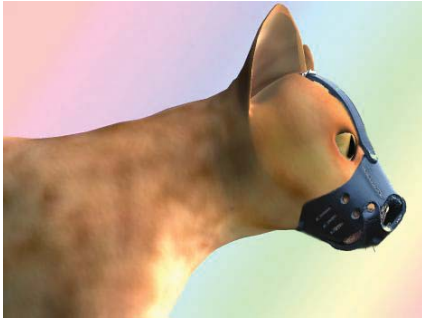


## Paw Cuts



**1** Muzzle your pet because they might bite you if they are in pain



**2** Put a gauze pad against the wound and slip a cotton sock over the foot.



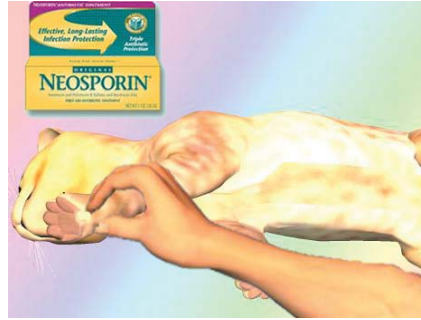
**3** Tape a plastic bag over the sock



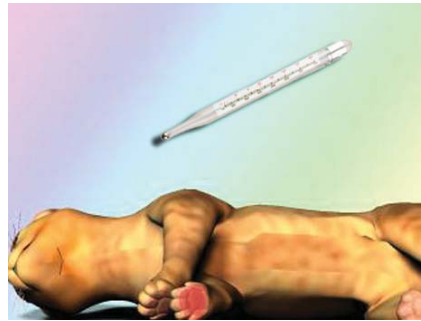
**4** Once the bleeding has stopped use blunt scissors to trim the fur around the wound



**5** Wash the cut with mild soap and water then pat dry with a clean, soft cloth



**6** Apply Neosporin or Bactine to help prevent infection




**7** Watch for swelling, fever, or discharge which would indicate an infection





**8** If bleeding continues or the cut appears deep call your veterinarian immediately




**9** Provide direct pressure on the wound as you drive to the Vet's office

 If your cat goes outside make sure to cover the injury with a temporary bandage and then remove it within a couple hours

 Never apply an ice pack directly to the wound

 The paw has huge concentrations of blood vessels and they may bleed a lot

 The wound heals better when left to open air