

Poison - Chocolate



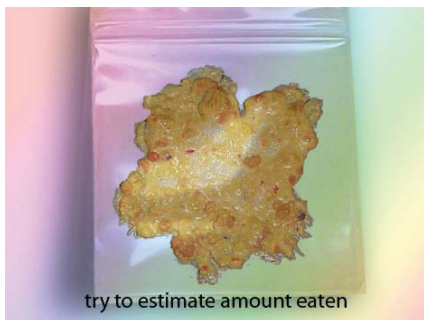
1 Try to identify the toxic substance collect any empty bottles or containers, and check for distinctive odors



2 Look for traces in or around the mouth to identify the substance



3 If your cat vomits, note carefully the appearance of the vomit and collect them in a plastic baggy for identification



4 Try to estimate the amount that the pet has eaten. Some things are only toxic in large doses










5 If you know that your cat ingested poison within the last 1 hour induce vomiting with 3% Hydrogen Peroxide, 0.5ml per 1lb your cat weighs by mouth



6 You will notice a foaming action and the taste should prompt vomiting within 5 min, if needed repeat 2-3 times allowing 5 min between doses



7 Call the ASPCA Animal Poison Control Center hotline which operates 24 hours a day, 7 days a week, at (888) 426-4435 there is a \$60 consultation fee, payable by credit card, for this service and this includes ALL follow-up consultations should you or your vet need further assistance with your pet's case

-  Induce vomiting with 3% Hydrogen Peroxide
-  Wear gloves while helping your cat to avoid contact with the acid
-  A dose of less than 1 oz of milk chocolate per pound of body weight could potentially cause death
-  If your animal is having seizures, losing consciousness, is unconscious or is having difficulty breathing, telephone ahead and bring your pet immediately to your local veterinarian or emergency veterinary clinic
-  Note any symptoms that your pet may be having
-  ASPCA Animal Poison Control Center hotline which operates 24 hours a day, 7 days a week, at (888) 426-4435
-  You can give activated charcoal by mouth to help absorb antifreeze that was recently ingested but call your veterinarian or the ASPCA Animal Poison Control Center hotline first