


## Smoke Inhalation



**1** Get your cat outside and move her away from the smoke and into fresh air



**2** Help to provide a patent airway by extending and aligning the head and neck. Gently pull the tongue slightly forward.



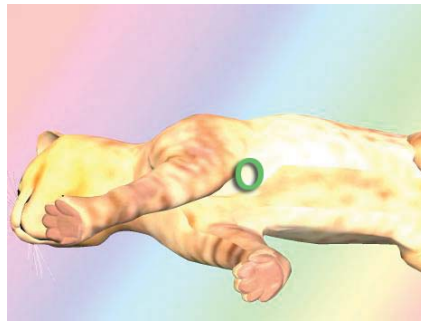
**3** If your pet is non-responsive and has stopped breathing, be prepared to give artificial respiration by closing your cat's mouth with one or two hands and gently breathe into your cat's nostrils.



**4** Administer 10-20 breaths per minute for cats. With each breath, one should see the chest slightly rise. Avoid breathing too hard or over-inflating the lungs.



**5** Keep breathing for your cat until he/she is able to breathe on its own.








**6** Check the pulse by placing your palm or ear against the left side of your cat's chest directly behind the elbow



**7** If the heart is not beating then provide CPR



**8** Transport your cat to the nearest vet for oxygen therapy and supportive treatment

-  DO NOT go into a dangerous situation like a fire to rescue your cat until a firefighter can help you
-  AVOID carrying her in your arms to the vet because it may increase her stress levels and increase her breathing unless she seems more comfortable in your arms
-  Even if your cat feels better after taking her to fresh air restrict her activity until checked out by a vet
-  After treatment place a humidifier to aid in recovering from any coughing after the event for 2-3 days
-  Providing cool water will help soothe any irritation and rehydrate tissues damaged by smoke