


Spider Bite



1 Make sure to try and identify the type of spider that bit your cat so that you can describe it to the vet

Black Widow Spider - black spider, with a black shiny back and a red hourglass underneath it, 1-1/2" in size

Brown Widow Spider - brown to gray color, yellow/orange hourglass underneath, 1-1/2" in size

Red Widow Spider - orange colored head with a black abdomen, top of the abdomen usually has a row of red spots with yellow borders 1- 1/2" in size

Brown Recluse - light tan to deep reddish brown color, with a distinctive dark violin-shaped mark located on the head and thorax and is 1/4 to 1/2 in size

Tarantula - brown hairy spiders with a 4 inch leg span



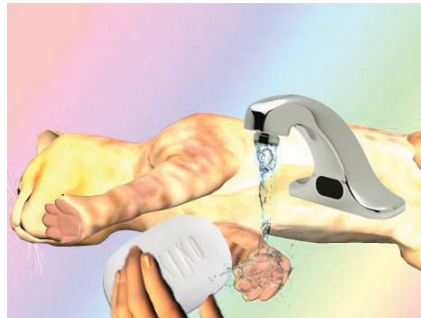
2 Locate the location of the bite and be advised that symptoms sometimes don't show up for 30 min - 6 hours



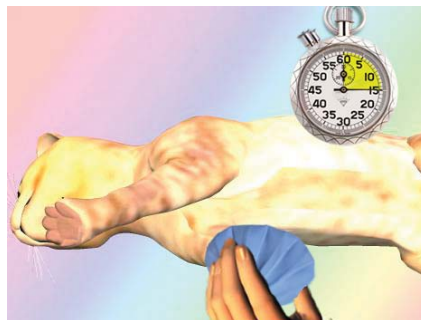
3 Keep your cat as calm and still as possible and avoid any movement



4 Try to lower the bitten area under the level of his heart to slow circulation of venom








5 Rinse the bite wound with cold water and soap to get rid of any bacteria



6 Place a cold pack (wrapped in a towel) on the wound to numb any pain and reduce swelling and prevent spread of poison for 15 min on and 15 min off



7 Get your cat to a vet as soon as possible

-  DO NOT allow your cat to move around a lot as moving around will cause the venom to spread
-  DO NOT put a cold pack directly on the skin, instead make sure to place it in a washcloth first
-  Take your cat to the vet immediately for medical attention
-  Try to identify the spider that bit your cat so you can describe it to the vet
-  Unless you saw that it wasn't a poisonous spider that bit your cat do not take any chances, get your cat to the vet