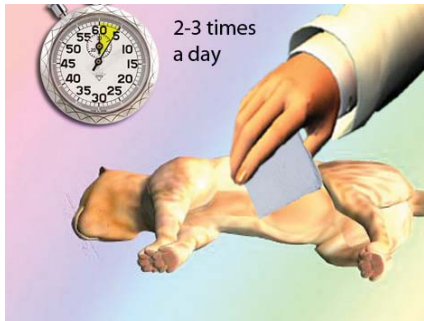


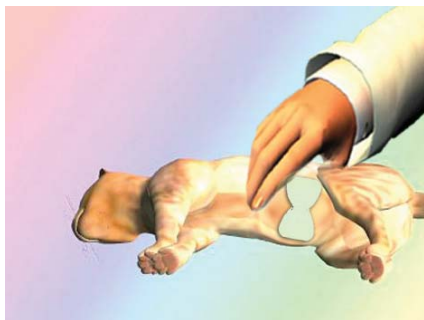
## Stitches Tear



**1** Soak a washcloth with hot water from the tap, wring it out and place it on the incision 2-3 times a day for 5 min on and 5 min off



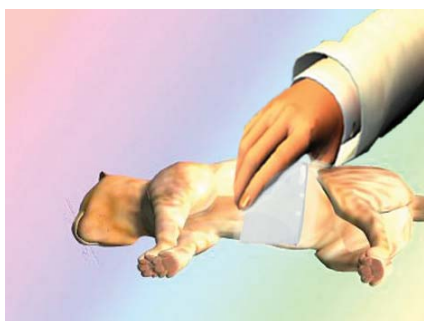
**2** Take some contact lens solution and gauze and clean the wound and dry it with a dry gauze pad




**3** Take a butterfly bandage and apply it to the missing suture and call your vet.





**4** If a large amount of stitches have been torn out then cover the area with a clean gauze pad soaked in contact lens solution




**5** Wrap plastic wrap all the way around the body to keep the wound together and take her to the vet

 If there is any discharge, pus, looks very red, or feels hot take her to the vet immediately as there is probably an infection

 DO NOT apply any medications or ointments to the incision site

 If your cat is trying to bite more stitches off while heading to the vet apply some Vicks VapoRub on each side of the wound with a cotton swab, the smell should prevent them from trying to bite or lick the wound

 You can also put your cat in a t-shirt to avoid her getting at the wound while going to the vet

 Have your pet wear an E-collar to prevent him/her from getting at its stitches