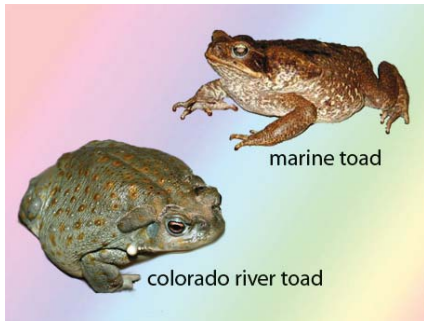


Toad Poisoning




1 Make sure to identify the toad to see if it is poisonous and collect it and take it to the vet for positive identification if possible

Colorado River Toad - Olive green to dark brown in color, with small red spots on the back, smooth, shiny skin covered in warts, cream-colored belly and it has one to two warts on the corners of its mouth and large raised warts on its rear legs


Marine Toad - Brown skin, flat heads, cream spots and are 9 1/2 inches long



2 If you see your cat bite a toad or put one in his mouth immediately rinse his mouth with a garden hose or sink sprayer for 3-5 min



3 After rinsing your cat's mouth get her to the vet immediately



4 Monitor & treat for signs of shock. Cover with warm blanket if cold. Apply cold compresses to the chest and abdomen if hot.



5 Keep her head elevated to help her breathe easier and prevent her from choking if she vomits



6 Prepare to administer CPR if needed

! DO NOT allow the cat to swallow the water while rinsing, instead rinse from the side of the mouth instead of the front

! DO NOT hesitate to consult with or take her to the vet as toads can be deadly to cats

! DO NOT administer any human medications by mouth to your pet

✓ A poisoned cat can develop seizures, collapse, and die within 30 min

✓ A cat does not have to bite the toad to get the poison even picking it up in her mouth or licking will do

✓ Monitor & treat for signs of shock: weakness, collapse, pale or grey colored gums, irregular breathing, high heart rate, weak pulse and body temperature changes (e.g. very cold or very hot).