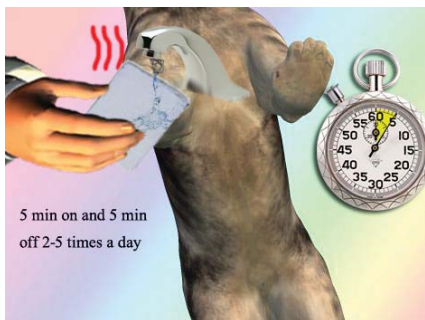


Abscesses



1 Only attempt the following procedures if you can safely handle your cat without being bitten



2 If the abscess is soft and swollen and hasn't started to drain yet then soak a washcloth in hot water, wring it out and place it on top of swollen tissue for 5 minutes on and 5 minutes off 2-5 times a day




3 Abscesses can be painful so you will have to have a second person grasp the cat by the scruff with one hand and by the hind feet with the other and gently hold her down on a table.



4 Once the abscess starts to drain the fur will get wet and smelly so use electric clippers to cut away the fur around the abscess leaving a 1 inch border all the way around the abscess






5 Wash the area with lukewarm water and a mild dish soap like Dove to get the pus out of the fur



6 If the fur is matted with pus take a wet warm washcloth and hold it on the area for 10-15 minutes to soften the crust then wash with soap and rinse gently



7 Seek veterinary attention as most abscesses will require antibiotics to prevent further infection

-  Hot packs should never be hotter than can be comfortably applied to your own skin
-  Try to keep the affected area clean, dry, free of fur, & uncovered (if possible) to promote faster healing.
-  To avoid fur contaminating the wound during clipping, apply a water based lubricant (KY Jelly) and then rinse after clipping