

Broken Nail



1 Restrain and muzzle your dog if needed to prevent them from biting you while you try to help them






2 If the nail is barely hanging on, your dog will probably remove it himself by chewing or licking at it.



3 A more firmly attached nail needs to be pulled free. This procedure is very painful unless the dog is sedated so take him to the veterinarian for proper care.



4 If the wound is bleeding, place a sock over your dog's foot and gently wrap it with bandage material or tape until you can get to the veterinarian.

-  Fixing a broken nail is a very painful procedure and pain relief and treatment by a veterinarian is generally recommended.
-  If the nail is just bleeding following a toe nail trim, apply styptic powder with a cotton bud to the tip of the nail. If styptic powder is unavailable, a good alternative is corn starch or flower
-  The bleeding should resolve in 5 minutes or less