

Hypoglycemia - Low Blood Sugar



1 In mild cases of low blood sugar (e.g. weakness or lethargic), give your dog something to eat like a couple of tablespoons of canned food. (Only do this if your dog is still standing and able to eat and swallow normally.)



2 To quickly return your dog's sugar level within 5-15 minutes is to give Karo syrup, honey, or pancake syrup

- 1 teaspoon for dogs under 50 lb
- 2 teaspoons for dogs 50 lb - 80 lb
- 2 1/2 teaspoons for dogs 80 lb - 120 lb
- 3 teaspoons for dogs greater than 120lb



3 In severe cases such as collapse, extreme lethargy, shaking, rub 1-2 drops of Karo Syrup or



4 Be prepared to give artificial respiration by closing your dog's mouth with your hands



5 Give 2 quick breaths into his nose and see if his chest rises








6 Give 15-20 breaths per minute, while gently pressing on the chest after each breath to help him exhale



7 Keep breathing for your dog until he starts breathing or until you reach the vet



8 If your dog's heart stops perform CPR immediately while someone drives you and your dog to the animal hospital

-  Provide plain water before sugar syrup to make sure that your dog can swallow it
-  If your dog can not lap up the sugar syrup you can rub it on his gums and lips and take care not to get bitten
-  Make sure to call your vet immediately
-  If your dog is having seizures, make sure that he is not restrained in anyway and that his head is protected away from sharp or hard objects.
-  If he is in shock you will notice him act woozy, weak, eyelids droop, pale tongue or gums, rapid breathing, and collapse