

Jaw Entrapment



1 Calm your dog down by petting and speaking softly to your dog



2 Only attempt the following procedures if you can safely handle your dog without being bitten.



3 Grease up his chin with KY Jelly or Petroleum Jelly



4 Try to slip off the object with your fingers or use pliers to pry it off



5 If the dog is trapped by a fence use pliers to open the wire wider apart or cut the metal with clippers



6 If a bone is wedged in the jaw use pliers to remove the bone or a larger cable cutter for larger bones by cutting the bone at the narrowest edge








7 If after a couple attempts the bone does not come out take your dog to the vet immediately



8 If there is a cut in the mouth from the object take Betadine and dilute it with distilled water until it is the color of weak tea, and then flush the mouth with a turkey baster



9 For any scrape outside of the jaw clean with soap and water and then gently pat dry

-  Make sure to snip quickly instead of prolonging the progress
-  Have your dog lay on it's side when flushing the mouth so the liquid runs out the other side of the mouth instead of your dog swallowing the solution
-  Keep an eye out for swelling or any sores and consult a vet
-  You may use margarine or cooking oil if you don't have KY Jelly or Petroleum Jelly
-  Cut small parts off of the bone instead of cutting the whole bone at once