

Lick Sores



1 Muzzle your dog so that he does not try to bite you as you help him



2 If there is any fur around the sore trim it with an electric clipper or blunt scissors



3 Use Betadine and cool water to cleanse the wound and then rinse and pat dry











4 Use Cortaid cream 2-3 times a day to calm the itching and any inflammation until you can see a vet



5 To help with the itching provide 1 mg Benadryl per pound of body weight



6 Place an Elizabethan collar (E-collar) on your pet to discourage your dog from licking at the site. Seek veterinary care if no improvement.

-  Make sure to rinse away all the Betadine or soap off your dog before drying
-  Make sure to contact your vet the same day to set an appointment to have the lick sore looked at
-  Seek veterinary attention if the site worsens. Your dog may have a skin infection requiring antibiotics or an underlying medical problem
-  If you do not have Betadine you can use regular soap and cool water
-  If the sore is on the leg you can cover his leg with a sock to prevent him from licking it
-  Although dogs hate E-collars, it is important to break the licking cycle so your dog's skin has the chance to heal
-  If an E-collar is unavailable, you can make your own E-collar with old x-ray film or making a hole in the bottom of a plastic bucket. Make sure the collar is big enough such that he cannot reach the lick granuloma but is still able to eat and drink with ease
-  It is important to treat and address underlying potential causes of lick granulomas. (E.g. Treatment of fleas, allergies, and behavioral problems).