


Spider Bite



1

Make sure to try and identify the type of spider that bit your dog so that you can describe it to the vet


Black Widow Spider - black spider, with a black shiny back and a red hourglass underneath it, 1-1/2" in size

Brown Widow Spider - brown to gray color, yellow/orange hourglass underneath, 1-1/2" in size

Red Widow Spider - orange colored head with a black abdomen, top of the abdomen usually has a row of red spots with yellow borders 1- 1/2" in size


Brown Recluse - light tan to deep reddish brown color, with a distinctive dark violin-shaped mark located on the head and thorax and is 1/4 to 1/2 in size

Tarantula - brown




2

Locate the location of the bite and be advised that symptoms sometimes don't show up for 30 min - 6 hours



3

Keep your dog as calm and still as possible and avoid any movement



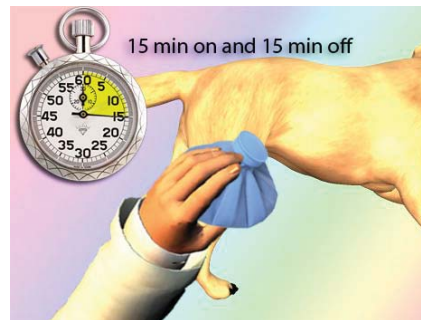
4

Try to lower the bitten area under the level of his heart to slow circulation of venom



5

Rinse the bite wound with cold water and soap to get rid of any bacteria



6

Place a cold pack on the wound to numb any pain and reduce swelling and prevent spread of poison for 15 min on and 15 min off



7

Get your dog to a vet as soon as possible



DO NOT allow your dog to move around a lot as moving around will cause the venom to spread



DO NOT put a cold pack directly on the skin, instead make sure to place it in a washcloth first



Take your dog to the vet immediately for medical attention



Try to identify the spider that bit your dog so you can describe it to the vet



Unless you saw that it wasn't a poisonous spider that bit your dog do not take any chances, get your dog to the vet