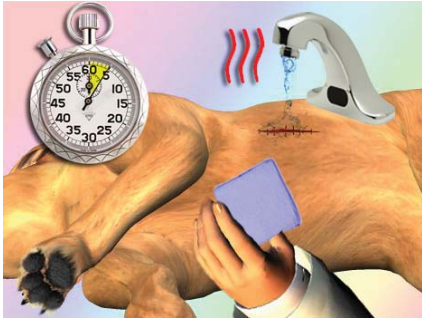


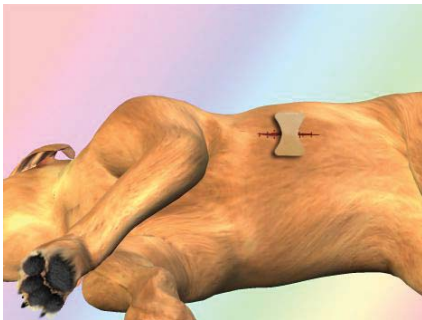
Stitches Tear



1 Soak a washcloth with hot water from the tap, wring it out and place it on the incision 2-3 times a day for 5 min on and 5 min off



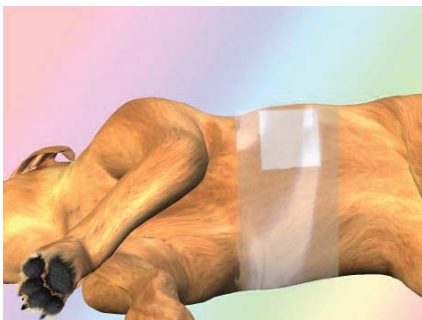
2 Take some contact lens solution and gauze and clean the wound and dry it with a dry gauze pad








3 Take a butterfly bandage and apply it to the missing suture and call your vet.



4 If a large amount of stitches have been torn out then cover the area with a clean gauze pad soaked in contact lens solution



5 Wrap plastic wrap all the way around the body to keep the wound together and take him to the vet

-  If there is any discharge, pus, looks very red, or feels hot take him to the vet immediately as there is probably an infection
-  DO NOT apply any medications or ointments to the incision site
-  If your dog is trying to bite more stitches off while heading to the vet apply some Vicks VapoRub on each side of the wound with a cotton swap, the smell should prevent them from trying to bite or lick the wound
-  You can also put your dog in a t-shirt to avoid him getting at the wound while going to the vet
-  Have your pet wear an E-collar to prevent him/her from getting at its stitches