

Cottonmouth Snake Bite



1 Move away from the snake's striking distance



6 Cover the wound with a sterile bandage and immobilize the limb from movement



2 Remove any tight clothing or jewelry around the site of the bite



7 Make sure to keep the bitten area lower than the level of the heart











3 Be sure to stay calm and quiet and that will help stop the spread of venom.



8 Seek help from the nearest emergency department



4 Wash the bitten area with soap and water.

-  DO NOT apply ice water or ice, it could damage the tissue
-  DO NOT allow the victim to walk unless absolutely necessary
-  DO NOT use your mouth for suction as the bacteria in your mouth can cause more harm
-  Make sure the tourniquet is not too tight, 1 or 2 fingers should be able to slide under the band
-  All of the steps can be administered while transporting the person to an emergency department
-  Be sure to make note of the type of snake and inform the ER ahead of time
-  Seek medical attention IMMEDIATELY
-  If you have a bite kit, use it or suction remove the venom in the first 3 minutes of the bite



5 Apply a constriction bandage or tourniquet 2-4 inches above the bitten area if on a limb